

Blue Raven's News

Store Hours:

Monday
Thru
Saturday

10:00am
To
9:00pm

Sunday
12:00pm
To
6:00pm

517-507-5051



February 2011

What's New?

Psychic Fair

Saturday, February 19, 2011

12:00pm - 6:00pm

Readings \$15.00/15 Minutes

Available Readers:

Cristo Bowers - Life & Archetypal Readings

Bradley Moore - Chaldean Numerology & Palmistry

Frank Graham - Rune & Oracle Readings

Kathy Cadwell - Tarot Readings

CeCe Foster - Tarot Readings

Ice Magic 2,3

Moonwriting Ink 3

Up-Coming Classes 4,5



Ice Magick - This article was written by Enodia Black. - *The Llewellyn Journal*

Water to Ice - To understand how ice can be used in magick, it is important to first understand the element of water. Water is one of the most important elements to human beings, because we need it to survive; for this reason; water has always been thought of as sacred. Water is in constant motion, always flowing; in fact, water is so linked with the idea of movement that when we see water that is still, we give it the name "stagnant", a name which denotes unnatural lack of change, and even decay. It is not surprising, then, that water magick is concerned with things that tend to remain in a state of flux: emotions, the subconscious, and purity. Water is like our emotional states; it is deep, mysterious, and can even be deceptive. We have all heard the phrase "still waters run deep", a phrase that describes the churning turmoil that can exist beneath a placid demeanor; water can look calm, but below, out of the range of our vision, so much can be going on. An entire ecosystem exists beneath the surface, out of our eyesight. When we enter the water, we enter a new world. The surface of the water is very much like the veil that stands between the world of the everyday and the otherworld. The veil is normally difficult to pierce, and only on certain nights (like Samhain) can we cross it easily. But water can help in the process of parting the veil - we can gaze into a bowl of water, and see the otherworld. So water is not only magickal, it is also an excellent medium of divination. Water is also the only element that is capable of changing its form. It is linked to all of the other elements. Water covers the earth, and the earth requires water to produce life. Fire can act upon water and cause it to unite with the element of air to evaporate and form a gas. Finally, when water is cooled, it can combine with the element of air to form ice. This capacity for change, and its need to always move, makes water the quintessential shape shifter. As a form that water takes when it shifts, ice is ideal for magick. Perhaps because all magick is concerned with change, ice magick is extremely powerful. Ice magick is similar to water magick; however, with ice magick, the power of the spell is increased because of the act of freezing the water. When water shape shifts from a constantly moving force to a solid, its power is the most potent. Magickally, ice is not associated with all of the same properties was water; it's mainly used for spells that have to do with transformation. Ice can be used magickally to perform any kind of magick that induces a change in the caster's inner state, so it can be used to help reveal personal secrets, remember forgotten memories, dispel depression and release stress. Magick is an act of transformation, and ice possesses a strong magickal power since it is in the process of changing. Ice spells have two phases: the freezing of the water, and the melting of the ice. I have seen some spells where the caster writes a problem on a piece of paper, immerses the paper in water, and freezes the water to put an end to the problem. Those kind of spells only use one of the two phases of ice magick. It is important to remember, however, that problems that are frozen must eventually come back; everything that is frozen must melt. I have found that it is more practical, and more powerful, to use both phases, freezing and melting, in spells. The freezing of the ice begins the spell, because the caster is already thinking of the spell, and planning the ritual, when the ice is frozen. The process begins as the water solidifies, and the power is released during the ritual as the ice melts. For this reason, I find it most useful to freeze "special" ice for spells. Also, most ice trays are made of plastic. Holding the frozen water in non-natural plastic is not as effective; magick is natural, and should ideally involve natural substances. Metal bowls can be used, but the easiest method is to use cardboard coated with wax (so that the cardboard doesn't stick to the ice). Small paper drinking cups that are coated with wax are ideal, as are frozen juice containers that have been emptied of their contents and washed. A piece of ice naturally begins to melt when it is left at room temperature, so it works like the burning of a candle in candle magick, changing itself during the spell, thus releasing its energy to the goal at hand. It is extremely powerful to encircle a candle with ice and perform a spell. The ice melts and the candle burns - two elements that work in a cooperative way can produce powerful results. Spells that use fire and ice are wonderful for obtaining balance, since they employ the complimentary elements of fire and water. Also try putting ice in a bathtub while visualizing. This technique is especially suited for spells involving physical transformation. Herbs and oils can also be used to enhance ice magick. An infusion of one or more herbs can be frozen, or essential oils can be added to the water before freezing. When water is frozen, it combines with the element of air, so herbs and oils that are associated with either element can be used. Herbs that work best are ones that, when growing in the natural world, can endure cold and snow, or require cold weather to germinate. Below is a list of some herbs and oils that work well for ice magick.

	Herb	Oil	Element	Magickal Association
Aspen	X		Air	Communication
Pine	X	X	Air	Happiness, Exorcism
Rose	X	X	Water	Love, Healing, Psychic Power, Luck
Spearmint	X		Water	Memory
Spikenard	X	X	Water	Happiness
Willow	X		Water	Love, Healing, Divination
Yarrow		X	Water	Psychic Power, Love, Courage, Exorcism

Ice Magick - This article was written by Enodia Black. - *The Llewellyn Journal* - *Continued.....*

Ice and Divination - Ice can also be used for divination. Symbolically, the surface of a body of water represents the veil between this world and the otherworld. So, when water is frozen, the door to the otherworld is closed, but as ice melts during a ritual, the door reopens and we can look inside. The surface of melting ice is shiny, and like any reflective surface, is well suited for scrying. One way to do this is to sit in a dark room with a yellow candle burning off to the side, so that the light of the flame flickers on the melting ice. Ice scrying requires patience - messages will be revealed slowly, as the ice melts. Ice scrying is especially suited for looking into the past, since the frozen water symbolically represents a frozen moment in time. Looking into past lives is possible, as is looking back and trying to remember a forgotten memory. The melting ice represents the releasing of memories from the subconscious mind. Final considerations - Because ice forms in the natural world during the winter months, ice magick is best performed in the spring, when the world begins to thaw. However, it is also possible to perform ice magick at other times of the year, as the need arises. Dawn is best, because symbolically, dawn is to the day as the spring is to the year. Ice magick is very powerful. It is a neural, natural force that can be used for positive or negative means. It is therefore important, as it is with any spell, that the caster makes sure of his or her intentions before attempting it. Remember how beautiful ice can be, as it sends off prisms of light, but also remember that it is very easy to slip on ice. Ice should not be feared any more than wind, rain, and storm. The spell caster should approach ice magick with respect and reverence.




Moonwriting Ink: A Recipe - This article was written by Susan Pesznecker. - *The Llewellyn Journal* -

Here's one recipe you might enjoy trying. It's made from easy to find, nontoxic ingredients, and you'll feel like a medieval chemist as you brew it up.

Moonlighting Ink


Ingredients: 1 black tea bag; 1/3 cup charged full moon water; A small saucepan; 1/4 cup White Vinegar; 1 unsoaped steel wool pad; Small bowl; Unbleached cotton/cheesecloth; toothpick or wooden skewer; Optional: Gum Arabica; 3% hydrogen peroxide (both available at drug stores).

Place the tea bag in a teacup. Bring the full moon water to a boil; pour it over the tea bag and let steep for 15 minutes. Wring tea bag out and throw away. The tea now contains tannic acid. In a small saucepan, warm the vinegar. Use scissors to snip bits of unsoaped steel wool in the hot vinegar, making sure the vinegar covers the steel wool. Heat until the steel wool dissolves and/or forms a colored solution (iron sulfate). Allow to cool. Pour the tea into the small bowl. Use a piece of unbleached cotton to strain the iron solution into the tea. This will form black iron tannate. Be very careful: this is indelible and will stain whatever it touches. Dip a toothpick or skewer into the "ink" and try writing with it. If it's too thick, thin the ink with a few drops of hydrogen peroxide. If the ink seems watery, let it sit out for a day or two until enough evaporates to make it slightly thicker. Alternately, add dabs of gum Arabica to thicken the mixture.






CURRENT CLASS OFFERINGS



Tuesday, February 1 - Intro to Astral Projection – 7:00-8:30pm - \$20 -

We will be discussing and practicing six different techniques for astral travel. Topics such as safety, relaxation, meditation, Akashic records, and keys to success will be covered. The methods are: General transfer of consciousness; Projecting through the chakras; Meditating toward astral separation; Guided meditation; Using symbolic gateways; Stepping out of your dreams. Please join me in a fusion of astral awareness into your life.



Wednesdays, February 2, 8, 23 - Three Books of Occult

Philosophy Discussion Group - 6:30-8:30pm - \$10.00/week

The Three Books of Occult Philosophy is the most complete repository of pagan and neoplatonic magic ever compiled. This book is packed with material you will not find anywhere, including extracts on magic from obscure or lost works by Pythagoras, Pliny the elder, Cicero, Ptolemy, Plato, Aristotle, and many others. It provides extensive insight into the foundations of all western traditions, and is the ultimate HOW TO for magical workings. It describes how to work all manner of divinations, natural and ceremonial magic in such detail that it is still regarded as the guide for modern and classical techniques. Please join me in exploring this magical masterpiece.



Tuesday, February 8 - Pendulum Magic for Beginners – 7:00-8:30pm -

\$20.00 - Learn the basic skills for utilizing the pendulum. This is an introductory course to establish a strong connection to your pendulum, and its inner workings. We will be discussing and using the pendulum in a variety of ways including: Finding objects; Healing; Psychic protection; Divination; Color wheels; Self improvement; and Home and Garden. The curriculum for the class is based on the book "Pendulum Magic For Beginners" by Richard Webster.



Tuesday, February 15 - Practical Intermediate Energy Protection Workshop - 7:00pm - 8:30pm - \$20.00

This workshop focuses on protection which incorporates geometry, tools, and knowledge of the elements. These modes of protection are a necessity for anyone practicing ceremony, ritual, or any type of energetically controlled manifestation. You will be learning: Aetheric shield; Dispelling unwanted magic; Lower banishing ritual of the pentagram; Utilizing, stones, herbs, metals, and animal energies; Cord cutting; Rose cross ritual; Elemental energy manipulation. This is not just a lecture. Participants will be engaging in the various types listed above.

[More Classes to be offered soon. Please check our website often for an updated class listing. www.blueravenimports.com](http://www.blueravenimports.com)



CURRENT CLASS OFFERINGS



Wednesday, February 16 - Monthly Runestone Class -

7:00pm - 8:30pm - \$20.00/Month - Our class follows a system developed by Diane Paxson from her book "Taking Up the Runes". We will systematically work from the beginning of the futhark. The runes energies are studied in pairs. This course runs for 14 months consecutively. Study includes: Ancient Interpretations; Phonetic Meanings; Modern Interpretations; Norse Lore; Old English Interpretations; Affirmations for Individual Runes; Meditations for Individual Runes; Individual Interpretations; Group Interpretations; and Energetic Connecting to the Runes, for magnified results.



Thursday, February 24 - Meditation - 7:00pm - 8:30pm -

\$15.00 - What is Meditation? How is it done? Are there any benefits? What tools do I need? When should I do it? How often should I do it? These questions and many more will be answered as we look at this centuries old practice of going inside to our sacred space on our way to "becoming" and journeying toward enlightenment.

[More Classes to be offered soon. Please check our website often for an updated class listing. www.blueravenimports.com](http://www.blueravenimports.com)